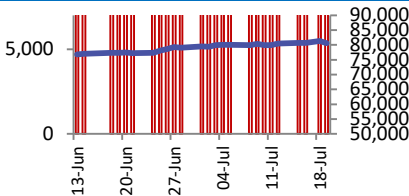
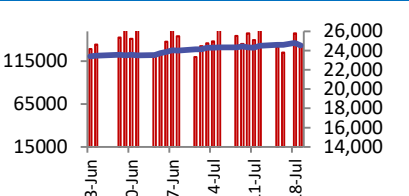


BSE		NSE																													
	<table border="1"> <tr><td>Open</td><td>81585</td></tr> <tr><td>High</td><td>81588</td></tr> <tr><td>Low</td><td>80499</td></tr> <tr><td>Close</td><td>80605</td></tr> <tr><td>Change</td><td>-739</td></tr> <tr><td>Volume (Lacs)</td><td>10333</td></tr> <tr><td>Turnover (Rs.inCr)</td><td>10699</td></tr> </table>	Open	81585	High	81588	Low	80499	Close	80605	Change	-739	Volume (Lacs)	10333	Turnover (Rs.inCr)	10699		<table border="1"> <tr><td>Open</td><td>24854</td></tr> <tr><td>High</td><td>24855</td></tr> <tr><td>Low</td><td>24508</td></tr> <tr><td>Close</td><td>24531</td></tr> <tr><td>Change</td><td>-270</td></tr> <tr><td>Volume(Lacs)</td><td>54985</td></tr> <tr><td>Turnover(Rs.in Cr)</td><td>134887</td></tr> </table>	Open	24854	High	24855	Low	24508	Close	24531	Change	-270	Volume(Lacs)	54985	Turnover(Rs.in Cr)	134887
Open	81585																														
High	81588																														
Low	80499																														
Close	80605																														
Change	-739																														
Volume (Lacs)	10333																														
Turnover (Rs.inCr)	10699																														
Open	24854																														
High	24855																														
Low	24508																														
Close	24531																														
Change	-270																														
Volume(Lacs)	54985																														
Turnover(Rs.in Cr)	134887																														

World Markets	Current	Previous	Pt. Chg	Var(%)
Dow	40288	40665	(377)	-0.9%
Dow Futures	40554	40562	(8)	0.0%
Nasdaq	17727	17871	(144)	-0.8%
FTSE	8156	8205	(49)	-0.6%
Nikkei	39678	40064	(385)	-1.0%
Hang Seng	17510	17418	92	0.5%
Gift Nifty	24386	24417	(31)	-0.1%
Straits Singapore	3440	3448	(7)	-0.2%
South Korea	2762	2795	(33)	-1.2%
Taiwan	22241	22869	(628)	-2.7%
Shanghai	2956	2982	(26)	-0.9%

Commodity Prices	Current	Previous	Pt. Chg	Var(%)
Copper (\$/MT)	9310	9386	(76.0)	-0.8%
Alumin (\$/MT)	2352	2385	(33.5)	-1.4%
Zinc (\$/MT)	2777	2809	(32.5)	-1.2%
Brent Crude (\$/bbl)	82.9	82.6	0.3	0.4%
Gold (\$/Ounce)	2405	2401	4.6	0.2%
Silver (\$/Ounce)	29.1	29.2	(0.1)	-0.3%
Light Crude (\$/bbl)	80.5	80.1	0.4	0.4%
N G (\$/mmbtu)	2.2	2.1	0.0	1.8%
Sugar (\$/MT)	541.2	545.5	(4.3)	-0.8%
Rubber (Rs./kg)	210.0	210.0	0.0	0.0%
Baltic Dry Index	1902	1912	(10.0)	-0.5%

Currency Exchange Rate	Current	Previous	Var(%)
Rs./\$ rate	83.66	83.66	0.00%
Rs./ Euro	91.03	91.45	-0.46%
Rs./Chinese Yuan	11.51	11.51	-0.03%
Yen /\$ rate	157.59	157.48	0.07%
\$ US/Euro	1.09	1.09	0.08%

Dollar Index	Current	Previous	Var(%)
Dollar Index	105.26	105.28	-0.02%

Support/ Resistance Levels for Today		
	Nifty	Bank Nifty Fut
Support 1	24400	52070
Support 2	24270	51840
Resistance	24640	52570

Securities in Ban For Trade	
GMRINFRA	INDIACEM
BALRAMCHIN	SAIL
HINDCOPPER	VEDL
PEL	HAL
BANDHANBNK	

Market Review

US: US stocks extended their slump on Friday as lingering chaos related to a global technical outage caused by a software glitch added uncertainty to an already-anxious market.

Asia: Asian share markets rose on Monday as investors looked forward to a rate cut in Europe, and quite possibly Canada, as the next step in global policy easing, though sticky inflation threatens to make the process a drawn out affair.

India: India's benchmark stock indices declined on Friday, weighed down by Reliance Industries and Tata Steel. **Market is expected to open gap down note and likely to witness selling pressure during the day.**

Global Economy: China cut short and long-term rates by 10 basis points on Monday, with the central bank saying it was aiming to support growth. The move follows Beijing's release of a policy document on Sunday outlining its ambitions for the economy. The People's Bank of China cut rates on its seven-day reverse purchase agreements, leading to a similar drop in its loan prime rates (LPR), pulling bond yields down across the curve.

British retail sales volumes fell by more than expected in June, after unseasonably cooler weather put off shoppers. Sales volumes dropped by 1.2% last month after a 2.9% jump in May, the Office for National Statistics said. While wages are now rising more quickly than inflation, British shoppers have been squeezed by high inflation over the past two years. It has slowed recently and held at the Bank of England's 2% target last month.

Commodities: Gold prices rise slightly as dollar softens and market awaits U.S. interest rate decision. Investors eye economic data for clues on Federal Reserve's next moves. Asian gold demand remains subdued despite discounts. Political news: Biden steps down, endorses Kamala Harris.

Oil prices rose in Asian trade on Monday, recovering some measure of recent losses on hopes of improving economic conditions in top importer China after the country unexpectedly lowered borrowing costs.

Currency: The dollar eased on Monday in the initial reaction to U.S. President Joe Biden's decision to end his re-election campaign, clearing the way for another Democrat to challenge Donald Trump.

FII Derivative Transactions (Rs. Cr)

Contracts	Purchase		Sell		Net	Open Interest (OI)		OI (Previous day)		Change	
	Contract	Value	Contract	Value		Contract	Value	Contract	Value	Contract	Value
Index Future	64249	4211	96316	6240	(2029)	620546	39522	635929	40981	(15383)	(1459)
Index Option	12231193	881827	12018774	866002	15825	4560753	312696	3094856	211191	1465897	101505
Stock Future	566424	43692	550817	42583	1109	4276255	326843	4275770	333142	485	(6299)
Stock Option	862595	68024	869208	68596	(572)	779919	60680	754518	59838	25401	842
Total	13724461	997754	13535115	983421	14333	10237473	739741	8761073	645152	1476400	94589

FII All Activity-BBG (Rs Cr)	Buy	Sell	Net
11-Jul-24	16632	16285	347
12-Jul-24	20307	14939	5368
15-Jul-24	15686	12348	3338
16-Jul-24	14975	13314	1661
18-Jul-24	14975	13314	1661
Month to date- July	207008	181181	25826
FII (Prov.) (Rs Cr)	Buy	Sell	Net
12-Jul-24	19114	15092	4022
15-Jul-24	14857	12172	2685
16-Jul-24	14482	13211	1271
18-Jul-24	25521	20037	5484
19-Jul-24	15893	14386	1506
Month to date-July	223765	202100	21665
DII (Prov.) (Rs. Cr)	Buy	Sell	Net
12-Jul-24	14490	16142	(1651)
15-Jul-24	15033	15364	(331)
16-Jul-24	14936	15465	(529)
18-Jul-24	15676	18581	(2904)
19-Jul-24	15051	15513	(462)
Month to date-July	202678	201899	779
FII Debt - BBG (Rs. Cr)	Buy	Sell	Net
11-Jul-24	2711	2006	705
12-Jul-24	1531	947	584
15-Jul-24	1371	1076	295
16-Jul-24	1730	453	1277
18-Jul-24	1730	453	1277
Month to date- July	22222	12511	9711

Market Breadth	BSE		NSE	
	No.	%	No.	%
Advance	858	21%	459	17%
Decline	3071	77%	2213	81%
Unchanged	81	2%	49	2%

Market Turnover	19-Jul	18-Jul	Var (%)
BSE Cash	10699	10104	6%
NSE Cash	134887	147781	-9%
NSE Futures	218890	229157	-4%
NSE Options	9416528	51597137	-82%
Total (Rs.Cr)	9781005	51984178	-81%

Volatility Index	19-Jul	18-Jul
Volatility Index	14.83	14.51

Index PE - TTM	19-Jul	Yr. High	Yr. Low
Sensex	24.5	26.0	21.8
Nifty	23.3	28.8	20.3

Corporate News

JSW Infrastructure Purchases Rs 1,700 Crore Under-Construction Slurry Pipeline Assets

The board of JSW Infrastructure Ltd. on Friday approved the purchase or transfer of an under-construction slurry pipeline from JSW Utkal Ltd. for Rs 1,700 crore. The company has also entered into a 20-year take-or-pay agreement with JSW Steel Ltd. for the transportation of iron ore. The assets to be purchased pertain to a 30 MTPA underconstruction slurry pipeline project for the transportation of iron ore from Nuagaon mines to Jagatsinghpur in Odisha. The transaction is subject to approval from shareholders and other regulatory approvals, it said. (BQ)

IndusInd Bank Plans Rs 30,000 Crore Fundraise Via Debt, Equity

IndusInd Bank Ltd. plans to raise up to Rs 30,000 crore through the issue of debt securities and share sales. The board approved the capital raise plans in a meeting on Friday. The private lender will seek Rs 20,000 crore through debt securities on a private placement basis in permitted foreign currencies, subject to greenlight from shareholders and receipt of regulatory and statutory approvals. Moreover, Rs 10,000 crore will be raised via the placement of securities, including American Depository Receipts, Global Depository Receipts, qualified institutional placement, etc., in permitted foreign currencies. (BQ)

Economy

India's Forex Reserves Soar By Nearly \$10 Billion To Hit New Record

India's foreign exchange reserves reached an all-time high of \$666.9 billion for the week ended July 12, the Reserve Bank of India data showed on Friday. The forex kitty rose by \$9.7 billion over the previous reporting week. The forex stock had recovered after hitting a low of \$524.5 billion in October 2022, as the central bank replenished its kitty amid solid overseas inflows. Foreign investors have pumped in Rs 1.3 lakh crore into the country's debt and equity markets so far this year, according to data from the National Securities Depository Ltd. The capital flow has mostly gone into the domestic debt market, while equities have seen lower inflows. (BQ)

International

Xpeng, Volkswagen set up project house to roll out new EV architecture

Chinese electric vehicle (EV) maker Xpeng has established project houses for engineers in partnership with German automaker Volkswagen AG to accelerate the development process of new EV architecture, it said on Monday. (Inv)

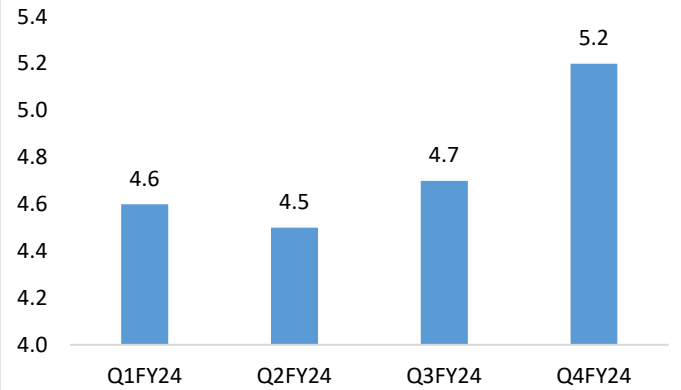
Top 5 Nifty Gainers	19-Jul	18-Jul	Var(%)
INFY	1793	1758	2.0%
ITC	475	470	0.9%
ASIANPAINT	2946	2932	0.5%
BRITANNIA	5878	5872	0.1%
LTIM	5763	5757	0.1%
Top 5 Nifty Losers	19-Jul	18-Jul	Var(%)
TATASTEEL	158	166	-5.2%
BPCL	304	318	-4.5%
JSWSTEEL	889	931	-4.5%
HINDALCO	663	690	-3.9%
ONGC	320	332	-3.6%

BSE Index Watch	Last	1 day	1 wk	1 mth	1 yr
SENSEX	80605	-0.9%	0.9%	4.4%	20.9%
MIDCAP	46260	-2.3%	-2.8%	0.6%	56.6%
SMLCAP	52482	-2.2%	-3.0%	1.0%	53.7%
AUTO	56500	-2.5%	-1.7%	-0.4%	58.0%
BANKEX	60167	-0.7%	0.1%	2.5%	15.4%
Capital Goods	71599	-1.8%	-5.0%	-0.3%	68.9%
FMCG	22059	-0.3%	2.2%	8.5%	14.1%
Health Care	38156	-1.6%	-0.7%	3.8%	42.9%
IT	40620	-0.2%	6.4%	12.3%	35.0%
METAL	31517	-4.1%	-4.7%	-6.6%	48.7%
Oil & Gas	30812	-2.9%	-0.5%	6.8%	59.0%
Power	7710	-2.7%	-4.9%	-1.4%	91.8%
Realty	8558	-2.4%	-1.3%	-3.2%	99.4%

NSE USD Futures	19-Jul	18-Jul	Var (%)
July Expiry (Rs./\$)	83.64	83.77	-0.2%
August Expiry (Rs./\$)	83.69	83.65	0.0%
Total Turnover (Rs. Crore)	1149	1685	-32%

Sectors	TTM PE
Auto	33.96
Auto Ancillary	52.28
Banking	15.46
Engineering	43.69
Cement	74.79
Diamonds & Jewellery	62
Housing Finance	25.29
Infrastructure & Const	34.62
Metals-Aluminium	43.38
Metal – Steel	18.73
Oil Expl.	16.52
Pharma	11.71
Power – Gen. Supp.	42.53
Information Tech.	24.92
Sugar	19.78
Telecom Serv. Prov.	88.63
Tyres	28.21

JK Cement quarterly sales volume (in MT)
(Source: Company Data)



10 year G-Sec Yield	Current	Previous	Change
US	4.23%	4.24%	(1) bps
Japan	1.05%	1.04%	1 bps
India	6.96%	6.97%	(0) bps
UK	4.12%	4.06%	6 bps
Libor 3 Mths	5.54%	5.54%	0 bps

Indian Eco Data	Current	Previous	Var(%)
Forex Reserve (US\$ in bn)	654	652	0.3%
Inflation - WPI	3.36%	2.61%	75 bps
Inflation - CPI	5.08%	4.80%	28 bps

India GDP	Q4FY24	Q3FY24	Var(%)
Growth	7.76%	8.57%	(81) bps

Monetary Policy	Current	Previous	Change
Repo Rate	6.50%	6.50%	0 bps
Reverse Repo Rate	3.35%	3.35%	0 bps
CRR	4.50%	4.50%	0 bps
O/S Banking System Liquidity (Rs bn)	1415	1035	380.1

IIP Growth %	Jan-24	Jan-23	Apr-Feb
IIP	5.9	5.7	6.2
Mining	5.9	9.0	8.5
Manufacturing	3.2	4.5	5.7
Electricity	5.6	12.7	7.0

ADR Price Movement

Company	Price (US\$)	Volume	Previous Day Price	Volume	Variance (%)	No. of Share Per ADR	ADR Price (Rs.)	BSE Price	Variance (%)
Infosys Tech	21.68	16443577	22.25	42176088	-2.56%	1	1813.75	1792.95	1.2%
Wipro	6.09	10919887	6.89	5421804	-11.61%	1	509.49	557.20	-8.6%
Dr.Reddy's	78.12	105985	79.03	154979	-1.15%	1	6535.52	6636.00	-1.5%
ICICI Bank	29.35	4027158	29.46	5150982	-0.37%	2	1227.71	1248.65	-1.7%
HDFC Bank	59.49	2035546	60.30	1442782	-1.34%	3	1658.98	1607.30	3.2%

GDR's (US\$)

	Prices	Prev. Close	Change	Var %
L&T	43.20	43.90	(0.7)	-1.6%
RIL	72.90	76.20	(3.3)	-4.3%
SBI	105.20	105.80	(0.6)	-0.6%

US Economy Data

	Current	Previous
Inflation (%) (YoY)	3.00%	3.30%
Unemployment (%)	4.10%	4.00%

Interest Rate (%)

	Current	Previous
Fed Rate	5.50%	5.50%

US GDP

	Q1CY24	Q4CY23
Growth (QoQ Annualized)	1.40%	3.40%

China Economy Data

	Current	Previous
GDP	4.70%	5.30%
Inflation – CPI (%)	0.20%	0.30%

Economic Calendar

	Date
Indian GDP Data	30 Aug
Indian Inflation Data CPI	12 Aug
Indian Inflation Data WPI	14 Aug
Indian Monetary Policy	08 Aug
India's Industrial Production (IIP)	12 Aug
US Inflation Data	14 Aug
US GDP	25 Jul
US Unemployment Data	02 Aug
US Fed Rate	31 Jul
China GDP	18 Oct
China Inflation Data	9 Aug

Event Update

Name	Date	Purpose
Chembond Chemicals Ltd.	22-07-24	Rs.3.50 per share(70%)Final Dividend
Happy Forgings Ltd.	22-07-24	Rs.4.00 per share(200%)Final Dividend
NHC Foods Ltd.	22-07-24	Stock Split from Rs.10/- to Re.1/-
Almondz Global Securities Ltd.	23-07-24	Stock Split from Rs.6/- to Re.1/-
HCL Technologies Ltd.	23-07-24	Rs.12.00 per share(600%)Second Interim Dividend
Karma Energy Ltd.	23-07-24	A.G.M.
Plastiblends India Ltd.	23-07-24	Rs.4.25 per share(85%)Final Dividend
Rainbow Children's Medicare Ltd.	23-07-24	Rs.3.00 per share(30%)Final Dividend
Rajratan Global Wire Ltd.	23-07-24	Rs.2.00 per share(100%)Final Dividend
Shree Cement Ltd.	23-07-24	Rs.55.00 per share(550%)Final Dividend
SIL Investments Ltd.	23-07-24	Rs.2.50 per share(25%)Final Dividend
Steel City Securities Ltd.	23-07-24	Dividend
Tembo Global Industries Ltd.	23-07-24	Dividend
Fortis Healthcare Ltd.	24-07-24	Rs.1.00 per share(10%)Final Dividend
Fortis Malar Hospitals Ltd.	24-07-24	Rs.2.50 per share(25%)Final Dividend
Hatsun Agro Product Ltd.	24-07-24	Rs.6.00 per share(600%)First Interim Dividend
Honeywell Automation India Ltd.	24-07-24	Rs.100.00 per share(1000%)Final Dividend
Bhansali Engineering Polymers Ltd.	25-07-24	Rs.1.00 per share(100%)First Interim Dividend
KSB Ltd.	25-07-24	Stock Split from Rs.10/- to Rs.2/-
Pradeep Metals Ltd.	25-07-24	Rs.2.00 per share(20%)Final Dividend
21st Century Management Services Ltd.	26-07-24	Rs.2.50 per share(25%)Final Dividend
Aarti Industries Ltd.	26-07-24	Rs.1.00 per share(20%)Final Dividend
Aarvi Encon Ltd.	26-07-24	Dividend

Bulk Deal As On 19/07/24

BSE					
Security Code	Security Name	Client Name	Deal	Quantity	Price
540874	7SEASL	GANGAVARAPU PRASANTH	S	131837	79.64
538351	AFEL	MULTIPLIER SHARE & STOCK ADVISORS PRIVATE LIMITED	B	98382	13.64
531300	AMITINT	KAVITA MAYANK VARIA	S	550000	3.72
530249	BRIDGESE	MULTIPLIER SHARE & STOCK ADVISORS PRIVATE LIMITED	S	530570	5.27
530249	BRIDGESE	RUCHIRA GOYAL	S	180000	5.27
543516	DHYAANITR	SHREE SADGURU INVESTMENTS	B	50400	21.81
538882	EMERALD	MONIKAMEHTA	S	187871	57.07
540190	FRANKLININD	BIKIT PRIVATE LIMITED	S	7000000	3.71
540190	FRANKLININD	MULTIPLIER SHARE & STOCK ADVISORS PRIVATE LIMITED	B	10000000	3.71
540190	FRANKLININD	SHRESHTHA TRANSIT PRIVATE LIMITED	S	910791	3.81
540190	FRANKLININD	TOPGAIN FINANCE PRIVATE LIMITED	S	3400001	3.75
540190	FRANKLININD	TOPGAIN FINANCE PRIVATE LIMITED	B	2550001	3.72
531911	GALAGEX	GB LOGISTICS COMMERCE LIMITED	B	19273	53.6
513536	GNRL	DJ INFRA SPACE LLP	B	600000	14
513536	GNRL	SUMIT LAKHOTIA	S	549195	14
542850	GOBLIN	DHEERAJ KUMAR LOHIA	B	100000	42.27
543916	HSIL	GAURISHANKAR JHALANI	B	75200	203.83
540377	IFL	MITHLESH CONSULTANCY LLP	S	42178704	1.4
540377	IFL	MULTIPLIER SHARE & STOCK ADVISORS PRIVATE LIMITED	B	5000000	1.3
540377	IFL	PRAFUL GUPTAKAUSHAL	S	28457317	1.38
535730	KHOBSURAT	ANKIT MAHENDRABHAI PARLESHA	S	7042521	1.49
535730	KHOBSURAT	MAHADEV MANUBHAI MAKVANA	S	2861255	1.49
535730	KHOBSURAT	MAHADEV MANUBHAI MAKVANA	B	2862324	1.49
535730	KHOBSURAT	NCL RESEARCH AND FINANCIAL SERVICES LIMITED	S	2500000	1.49
535730	KHOBSURAT	VISAGAR FINANCIAL SERVICES LIMITED	S	2500000	1.49
519230	KISAAN	JINAL VIJAY SHAH	B	61380	24.33
541973	MACH	CHIRAG D BHANUSHALI HUF	S	21000	41.21
541973	MACH	MANISH SATYANARAYAN NUWAL	B	21000	41.21
531494	NAVKAR	DIPAKKUMAR CHIMANLAL SHAH	S	1194923	13.25
540243	NEWLIGHT	MULTIPLIER SHARE & STOCK ADVISORS PRIVATE LIMITED	B	40000	33.01
517554	NHCFOODS	MULTIPLIER SHARE & STOCK ADVISORS PRIVATE LIMITED	B	70001	70.13
512217	PRISMEDI	JASKIRAN KAUR	S	52656	26.37
512217	PRISMEDI	NOVARATHANMALPRAVEENKUMAR	B	30603	25.82
512217	PRISMEDI	PRAGNESH ROHITKUMAR PANDYA	B	58613	26.57
541601	RAJNISH	RUKHMANI GARMENTS LLP	S	4207622	4.59
526081	SCAGRO	MULTIPLIER SHARE & STOCK ADVISORS PRIVATE LIMITED	S	34498	19.3
543924	SONALIS	RAJESH KUMAR SINGH	B	14000	69.86
531398	SOURCENTRL	GUTTIKONDA VARA LAKSHMI	B	40884	174.67
543745	SVS	ABDUL AHAD SHAKEEL MISTRY	B	138000	12.11
543745	SVS	YELLOWSTONE VENTURES LLP	S	210000	11.79
542765	TRANSPACT	VISHAL MAHESH WAGHELA	B	2000	325
539040	TTIL	AVANCE VENTURES PRIVATE LIMITED	B	300000	21.1
539040	TTIL	GILANI INFRA PRIVATE LIMITED	S	300134	21.1
539040	TTIL	KAUSHAL HITESHBHAI PARIKH	B	200000	21.1
539040	TTIL	NIRAJ RAJNIKANT SHAH	S	540507	20.69
539040	TTIL	SEIFER RICHARD MASCARENHAS	B	160000	20.28
543931	VEEFIN	MULTIPLIER SHARE & STOCK ADVISORS PRIVATE LIMITED	S	121200	420.19
543931	VEEFIN	MULTIPLIER SHARE & STOCK ADVISORS PRIVATE LIMITED	B	121200	417.3

511523	VEERHEALTH	RAHUL YASHVANTRAY SHAH	S	20923	24.27
511523	VEERHEALTH	RAHUL YASHVANTRAY SHAH	B	161857	24.23
543545	VEERKRUPA	CHIRAG ARVINDBHAI SHAH	S	4291900	2.08
509026	VJTFEDU	SAM FINANCIAL SERVICES LLP	S	99099	87
509026	VJTFEDU	SHEETAL DUGAR	B	100000	86.91
522209	YOGISUNG	ANASHUSAIN SHAIKH	S	87795	12.01
522209	YOGISUNG	RAMASWAMY ANAND	B	100000	12.01

NSE

Security Code	Security Name	Client Name	Deal	Quantity	Price
AKSHAR	Akshar Spintex Limited	SIVAPRASAD SVARAMAKRISHNAN	SELL	1542442	2.22
GGBL	Ganesh Green Bharat Ltd	CINCO STOCK VISION LLP	SELL	322200	460.65
GGBL	Ganesh Green Bharat Ltd	STATSOL RESEARCH LLP	SELL	181200	460.65
IBULPP	Indiabulls Hsg Fin Ltd	PLUTUS WEALTH MANAGEMENT LLP	BUY	1350000	67.9
KSHITIJPOL	Kshitij Polyline Limited	PRABHU LAL MEENA	BUY	500000	7.85
KSHITIJPOL	Kshitij Polyline Limited	RAMESH LAL	SELL	402718	7.89
MTNL	Maha Tel Nigam Ltd.	QUADRATURE CAPITAL VECTOR SP LIMITED	SELL	1507143	69
NAVKARCORP	Navkar Corporation Ltd.	STALLION ASSET PVT LTD	BUY	1716406	125.37
NEPHROCARE	Nephro Care India Limited	MULTIPLIER SHARE & STOCK ADVISORS PRIVATE LIMITED	BUY	160000	278.3
OCCL	Oriental Carbn & Chem Ltd	MANSI SHARE AND STOCK ADVISORS PVT LTD	BUY	95000	376.25
SAHAJSOLAR	Sahaj Solar Limited	GREEN PEAKS ENTERPRISES LLP	BUY	80000	359.1
SECURCRED	SecUR Credentials Limited	SEEMA AGGARWAL	BUY	262891	8.75
CLOUD	Varanium Cloud Limited	MULTIPLIER SHARE & STOCK ADVISORS PRIVATE LIMITED	BUY	311000	23.9

Disclosure:

Research Reports that are published by Nirmal Bang Securities Private Limited (hereinafter referred to as "NBSPL") are for private circulation only. NBSPL is a registered Research Analyst under SEBI (Research Analyst) Regulations, 2014 having Registration no. INH000001766. NBSPL is also a registered Stock Broker with National Stock Exchange of India Limited, BSE Limited, Metropolitan Stock Exchange of India Limited, Multi Commodity Exchange of India Limited and , National Commodity and Derivative Exchange Limited in Capital Market , Equity and Commodities derivatives segments and Currency Derivatives Segment .

NBSPL has other business divisions with independent research teams separated by Chinese walls, and therefore may, at times, have different or contrary views on stocks and markets.

NBSPL or its associates have not been debarred / suspended by SEBI or any other regulatory authority for accessing / dealing in securities Market since last 20 years. NBSPL, its associates or analyst or his relatives do not hold any financial interest (Except Investment) in the subject company. NBSPL or its associates or Analyst do not have any conflict or material conflict of interest at the time of publication of the research report with the subject company. NBSPL or its associates or Analyst or his relatives may or may not hold beneficial ownership of 1% or more in the subject company at the end of the month immediately preceding the date of publication of this research report.

NBSPL or its associates / analyst has not received any compensation / managed or co-managed public offering of securities of the company covered by Analyst during the past twelve months. NBSPL or its associates have not received any compensation or other benefits from the company covered by Analyst or third party in connection with the research report. Analyst has not served as an officer, director or employee of Subject Company. NBSPL / analyst has not been engaged in market making activity of the subject company.

Analyst Certification: The research analysts and authors of these reports, hereby certify that the views expressed in this research report accurately reflects my/our personal views about the subject securities, issuers, products, sectors or industries. It is also certified that no part of the compensation of the analyst(s) was, is, or will be directly or indirectly related to the inclusion of specific recommendations or views in this research. The analyst(s) principally responsible for the preparation of this research report and has taken reasonable care to achieve and maintain independence and objectivity in making any recommendations.

Disclaimer:

The Research Report is for the personal information of the authorized recipient and does not construe to be any investment, legal or taxation advice. NBSPL is not soliciting any action based upon it. Nothing in the research report shall be construed as a solicitation to buy or sell any security or product, or to engage in or refrain from engaging in any such transaction. In preparing the research report, we did not take into account the investment objectives, financial situation and particular needs of the reader.

The research report has been prepared for the general use of the clients of NBSPL and must not be copied, either in whole or in part, or distributed or redistributed to any other person in any form. If you are not the intended recipient you must not use or disclose the information in the research report in any way. Though disseminated to all the customers simultaneously, not all customers may receive the research report at the same time. NBSPL will not treat recipients as customers by virtue of their receiving the research report. The research report is not directed or intended for distribution to or use by any person or entity resident in a state, country or any jurisdiction, where such distribution, publication, availability or use would be contrary to law, regulation or which would subject NBSPL & its group companies to registration or licensing requirements within such jurisdictions.

The report is based on the information obtained from sources believed to be reliable, but we do not make any representation or warranty that it is accurate, complete or up-to-date and it should not be relied upon as such. We accept no obligation to correct or update the information or opinions in it. NBSPL or any of its affiliates or employees shall not be in any way responsible for any loss or damage that may arise to any person from any inadvertent error in the information contained in the research report. NBSPL or any of its affiliates or employees do not provide, at any time, any express or implied warranty of any kind, regarding any matter pertaining to this report, including without limitation the implied warranties of merchantability, fitness for a particular purpose, and non-infringement. The recipients of the research report should rely on their own investigations.

This information is subject to change without any prior notice. NBSPL reserves its absolute discretion and right to make or refrain from making modifications and alterations to this statement from time to time. Nevertheless, NBSPL is committed to providing independent and transparent recommendations to its clients, and would be happy to provide information in response to specific client queries.

Before making an investment decision on the basis of research report, the reader needs to consider, with or without the assistance of an adviser, whether the advice is appropriate in light of their particular investment needs, objectives and financial circumstances. There are risks involved in securities trading. The price of securities can and does fluctuate, and an individual security may even become valueless. International investors are reminded of the additional risks inherent in international investments, such as currency fluctuations and international stock market or economic conditions, which may adversely affect the value of the investment. Opinions expressed are subject to change without any notice. Neither the company nor the director or the employees of NBSPL accept any liability whatsoever for any direct, indirect, consequential or other loss arising from any use of the research report and/or further communication in relation to the research report. Here it may be noted that neither NBSPL, nor its directors, employees, agents or representatives shall be liable for any damages whether direct or indirect, incidental, special or consequential including lost revenue or lost profit that may arise from or in connection with the use of the information contained in the research report.

Copyright of this document vests exclusively with NBSPL.

Our reports are also available on our website

Registration granted by SEBI and certification from NISM in no way guarantee performance of NBSPL or provide any assurance of returns to investors.

Nirmal Bang Research (Division of Nirmal Bang Securities Pvt. Ltd.)

B-2, 301/302, Marathon Innova,
Opp. Peninsula Corporate Park
Off. Ganpatrao Kadam Marg
Lower Parel(W), Mumbai-400013
Board No. : 91 22 6723 8000/8001
Fax. : 022 6723 8010